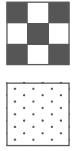



RUOTA / WHEEL



116

116

Ruota in poliammide 6
Polyamide 6 wheel



Ruota in poliammide 6.

Mozzo su cuscinetti a sfere schermati, assemblati con distanziale centrale, gabbia a rulli o foro passante.

Polyamide 6 wheel.

Hub on roller bearings, shielded ball bearings assembled with central spacer, or plain bore.

La ruota può essere assemblata con tutti i supporti di tipo medio, pesante ed extra-pesante.
The wheel can be assembled with all medium, heavy and extra-heavy duty castors.

116N: poliammide 6 nero / 116N: black polyamide 6.

116G: poliammide 6 eco-sostenibile / 116G: eco-sustainable polyamide 6.



50x18	20	-	-	8	-	-	-	-	100
60x35	40	-	-	12	-	-	-	-	150
80x30	40	-	-	15	-	-	-	-	150
80x30	-	40	30	-	12	15	-	35x11	150
100x30	40	-	-	15	-	-	-	-	175
100x30	-	40	30	-	12	15	-	35x11	175
100x40	-	43,5	-	20	-	-	12	-	200
120x20	-	-	20	-	-	12	-	28x8	220
125x40	-	50	45	-	15	15	-	35x11	300
150x40	50	-	-	20	-	-	-	-	400
150x40	-	50	35	-	15	17	-	40x12	400
160x40	-	58	-	-	20	-	-	-	420
175x45	-	-	40	-	-	20	-	47x14	475
175x50	-	58	-	-	20	-	-	-	475
200x50	-	58	45	-	20	20	-	47x14	550
200x50	-	-	45	-	-	25	-	52x15	550
250x48	90	-	60	25	-	25	-	52x15	800

SUPPORTI / CASTORS



118BIS



118BISA



118BISB



118BISC



118BISF



118BISBF



118BISANT




118BISANTB



118BISANTF

Medio / Medium duty

Ruota in Poliammide 6
Polyamide 6 wheel



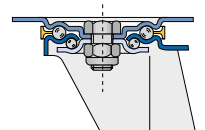
120 ÷ 400 -25 ÷ +85

Supporti tipo medio in acciaio stampato zinco-cromato di forte spessore rotanti su doppia corona di sfere alloggiata in ralle d'acciaio temprato. Assemblaggio con dado autobloccante.

Medium duty castors in zinc-chromium plated pressed steel, high thickness, turning on double rim of balls fitted in hardening steel thrust-bearings. Assembled with self locking nut.

Accessori a richiesta: perni filettati e cilindrici di varie dimensioni. Cuscinetti a sfere 2RS a tenuta stagna o SKF.
On request: threaded pin fitting and round stem fitting with various dimensions. 2RS waterproof or SKF ball bearings.

Le ruote 116N e 116G possono essere assemblate con tutti i supporti tipo medio.
Wheels 116N and 116G can be assembled with all medium duty castors.



60x35	100x85	80x60	8,5x12	37	89	87	20x50	12	120	150	
80x30	100x85	80x60	8,5x12	37	108	106	20x50	12	120	150	
100x30	100x85	80x60	8,5x12	37	128	126	20x50	12	120	150	
125SEx40	100x85	80x60	8,5x12	37	154	152	20x50	12	130	170	
125x40	100x85	80x60	8,5x14	42	155	150	22x50	12	170	220	
125x40	140x110	105x80	11x16	42	155	150	22x50	12	170	220	
150SEx40	100x85	80x60	8,5x12	37	179	177	20x50	12	130	170	
150x40	100x85	80x60	8,5x14	45	181	178	22x50	12	200	250	
150x40	140x110	105x80	11x16	45	181	178	22x50	12	200	250	
160x40	140x110	105x80	11x16	55	197	194	22x50	16	300	380	
175x50	140x110	105x80	11x16	55	208	205	22x50	16	300	380	
200x50	140x110	105x80	11x16	55	235	232	22x50	16	300	380	
250x48	200x160	150x115	14x26	85	302	298	25x55	-	400	500	

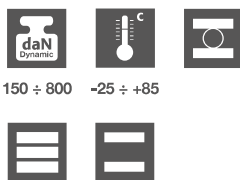
SUPPORTI / CASTORS



Poliamide 6 /
Polyamide 6

Pesante / Heavy duty

Ruota in poliammide 6
Polyamide 6 wheel



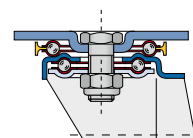
150 ÷ 800 -25 ÷ +85

Supporti tipo pesante in acciaio stampato zinco-cromato di forte spessore rotanti su doppia corona di sfere alloggiati in ralle d'acciaio temprato. Assemblaggio con dado autobloccante.

Heavy duty castors in zinc-chromium plated pressed steel, high thickness, turning on double rim of balls fitted in hardening steel thrust-bearings. Assembled with self locking nut.

Accessori a richiesta: perni filettati e cilindrici di varie dimensioni. Cuscinetti a sfere 2RS a tenuta stagna o SKF.
On request: Threaded pin fitting and round stem fitting with various dimensions. 2RS waterproof or SKF ball bearings.

Le ruote 116N e 116G possono essere assemblate con tutti i supporti tipo pesante.
Wheels 116N and 116G can be assembled with all heavy duty castors.



80x30	100x85	80x60	9x12	36	118	114	22x50	150	190
100x30	100x85	80x60	9x12	36	135	131	22x50	175	220
125x40	135x110	105x80	13x16	45	166	161	22x50	300	380
150x40	135x110	105x80	13x16	50	189	184	22x50	400	500
160x40	135x110	105x80	13x16	57	216	209	25x65	420	530
175x50	135x110	105x80	13x16	57	238	231	25x65	475	600
200x50	135x110	105x80	13x16	57	251	244	25x65	550	690
250x48	135x110	105x80	13x16	74	300	-	-	800	1000

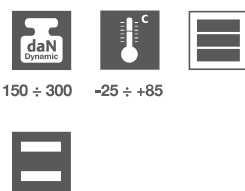
SUPPORTI / CASTORS



Inox /
Inox

Medio / Medium duty

Ruota in poliammide 6
Polyamide 6 wheel




Supporti tipo medio
in acciaio stampato
INOX AISI 304 rotanti
su doppia corona di
sfere INOX AISI 420.
Anello parapolvere sul
giro di sfere.

Medium duty castors
in pressed stainless steel
AISI 304, turning on
double rim of balls
INOX AISI 420.
Dust cover ring on
the balls.

Accessori a richiesta: perni filettati e cilindrici di varie dimensioni e boccia inox rivestita in teflon.
On request: threaded pin fitting and round stem fitting with various dimensions and inox - teflon bushing.

Le ruote 116N e 116G possono essere assemblate con tutti i supporti tipo medio inox.
Wheels 116N and 116G can be assembled with all inox medium duty castors.



60x35	100x85	80x60	8,5x12	37	89	87	20x50	12	150	190
80x30	100x85	80x60	8,5x12	37	107	105	20x50	12	150	190
100x30	100x85	80x60	8,5x12	37	128	126	20x50	12	150	190
125x40	100x85	80x60	8,5x12	42	155	150	22x50	12	150	190
125x40	140x110	105x80	11x16	42	155	150	22x50	12	150	190
150x40	100x85	80x60	8,5x14	45	181	178	22x50	12	200	250
150x40	140x110	105x80	11x16	55	197	194	22x50	16	300	380
160x40	140x110	105x80	11x16	55	197	194	22x50	16	300	380
200x50	140x110	105x80	11x16	55	235	232	22x50	16	300	380