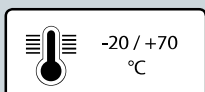
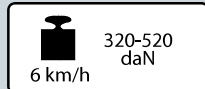


"TR-ROLL" PALLET TRUCK ROLLERS WITH STEEL CENTRE



Description

Tyre: TR-Roll polyurethane; hardness 75 Shore A; excellent rolling resistance and elasticity and good resistance to wear and tear.

Centre: obtained from a steel tube.

Hub with shielded ball bearing with interference assembly in the seats obtained by precision machining of the centre; also available without bearings.

Uses

Excellent for use on electric pallet trucks, also in case of heavy loads and high speed handling (up to 12 km/h; for applications at higher speeds please contact Tellure Rôta). They guarantee silent running and vibration damping and are suitable also on uneven surfaces and in presence of obstacles.

Their excellent values of rolling resistance make the manual handling of heavy loads easier.

Environments of use

Designed for industrial environments, even in the presence of alcohols, glycols, hydrocarbons. Not recommended in areas with organic acids and mineral acids, base solutions and saturated vapour.

WEAK ACIDS		WEAK BASES	
STRONG ACIDS		STRONG BASES	
WATER		HYDROCARBONS	
ALCOHOL		SOLVENTS	

For information on the compatibility of the component wheel materials with specific aggressive chemical substances, see table at page 36.


Floors

Suitable for all types of industrial floors, even outdoors. Facilitates the overcoming of obstacles.

It does not damage the floors.













Force required to push or tow a wheel

	100 kg	200 kg	400 kg	500 kg	600 kg	700 kg
80x90 mm	<1	1,5	3,5	4,5	5,5	
82x60 mm	1	2	3,5			
82x70 mm	<1	1,5	2,5	4		
82x90 mm	<1	1	2,5	3,5	4,5	
82x100 mm	<1	1,5	2,5	3	3,5	4,5
85x70 mm	<1	1,5	2,8	5		
85x80 mm	<1	1,5	2,5	3,5		
85x90mm	<1	1	2,5	3,5	4,5	
85x100 mm	<1	1	2	3	3,5	

For each load and diameter, the table indicates the force (in daN) needed to push or tow a single wheel at the constant speed of 4 km/h on smooth flooring. For manual handling of a 4-wheeled trolley we recommend diameters that have values < 5 daN, for frequent handling we recommend diameters with values < 3 daN.



								Static					
mm	mm	kg	COD.	kg	COD.	mm	mm	mm	mm	daN	daN	daN	daN
80	90	1,25	792105	1,06	794105	20	90	47	14	750	490	580	460
82	60	0,87	792121	0,67	794121	20	60	47	14	500	400	400	320
82	70	0,98	792122	0,79	794122	20	70	47	14	550	450	450	360
82	90	1,21	792125	1,03	794125	20	90	47	14	750	580	580	460
82	100	1,34	792127	1,15	794127	20	100	47	14	850	620	650	520
85	70	1,04	792132	0,84	794132	20	70	47	14	550	450	450	360
85	80	1,16	792133	0,96	794133	20	80	47	14	600	520	520	400
85	90	1,28	792135	1,08	794135	20	90	47	16	750	580	580	460
85	100	1,40	792137	1,20	794137	20	100	47	14	850	650	650	520

Options available to order



Rollers fitted with 25 mm bore ball bearings



Rollers with labyrinths