

"TR-ROLL" POLYURETHANE WHEELS WITH POLYAMIDE 6 CENTRE



Description

Tyre: very thick TR-Roll polyurethane, hardness 75 Shore A, with excellent rolling resistance and elasticity and good resistance to wear and tear.

Available also with ergonomic round profile (wheel diam. 125-200 mm).

Centre: polyamide 6.

Hub with shielded ball bearings with interference assembly in the seats obtained by centre moulding; also available without bearings.

Uses

Excellent for trolleys and equipments handling medium-heavy and heavy duty loads, also suitable for continuous handling, even in presence of humidity and aggressive chemicals.

Suitable for towing applications and manual/mechanical handling up to 6 km/h. They offer a higher load capacity and rolling resistance in comparison to standard elastic rubber wheels, whilst maintaining the same specifications of elasticity, vibrations absorption and obstacle overcoming.

The ergonomic round profile variant also enables to reduce the start-up coefficient when pushing/pulling a trolley from a still position.

Examples of applications are: automotive industry, lean manufacturing, cash& carry, trolleys and dollies for the chemical and food processing industry.

Environments of use

Suitable for indoor industrial environments, also in presence of medium-harsh chemical agents, alcohol, glycol and water.

Not suitable in presence of strong acids and solvents.

WEAK ACIDS	<input checked="" type="checkbox"/>	<input type="checkbox"/>	<input type="checkbox"/>	<input type="checkbox"/>
STRONG ACIDS	<input type="checkbox"/>	<input type="checkbox"/>	<input checked="" type="checkbox"/>	<input type="checkbox"/>
WATER	<input checked="" type="checkbox"/>	<input type="checkbox"/>	<input type="checkbox"/>	<input type="checkbox"/>
ALCOHOL	<input checked="" type="checkbox"/>	<input type="checkbox"/>	<input type="checkbox"/>	<input type="checkbox"/>

WEAK BASES	<input checked="" type="checkbox"/>	<input type="checkbox"/>	<input type="checkbox"/>	<input type="checkbox"/>
STRONG BASES	<input type="checkbox"/>	<input type="checkbox"/>	<input checked="" type="checkbox"/>	<input type="checkbox"/>
HYDROCARBONS	<input checked="" type="checkbox"/>	<input type="checkbox"/>	<input type="checkbox"/>	<input type="checkbox"/>
SOLVENTS	<input type="checkbox"/>	<input type="checkbox"/>	<input checked="" type="checkbox"/>	<input type="checkbox"/>

For information on the compatibility of the component wheel materials with specific aggressive chemical substances, see table at page 36.



Floors

Suitable for all types of industrial floors, even outdoors. Facilitates the overcoming of obstacles.

It does not damage the floors.



Force required to push or tow a wheel

 	100 kg	150 kg	200 kg	250 kg	300 kg	350 kg	400 kg	500 kg
100 mm	< 1	1	2	---	---	---	---	---
125 mm	< 1	< 1	1,5	2	2,5	---	---	---
125 ER mm	< 1	< 1	1,5	2	---	---	---	---
160 mm	< 1	< 1	1	1,5	1,8	2,2	2,6	---
160 ER mm	< 1	< 1	1	1,5	1,8	2,2	2,6	---
200 mm	< 1	< 1	1	1,4	1,7	2	2,4	3,2
200 ER mm	< 1	< 1	1	1,4	1,7	2	2,4	3,2

For each load and diameter, the table indicates the force (in daN) needed to push or tow a single wheel at the constant speed of 4 km/h on smooth flooring. For manual handling of a 4-wheeled trolley we recommend diameters that have values < 5 daN, for frequent handling we recommend diameters with values < 3 daN.

Abbinamento ai supporti



Standard-duty brackets NL

Maximum carrying capacity 300 daN - available diameters 100-200 mm.
Top plate fittings. Available with front brake.



Stainless steel standard-duty brackets NLX

Maximum carrying capacity 300 daN - available diameters 100-200 mm.
Top plate fittings. Available with front brake.



Medium duty brackets M

Maximum carrying capacity 500 daN - available diameters 160-200 mm
Top plate fitting. Available with front adjustable brake.



Medium-heavy duty brackets P

Maximum carrying capacity 500 daN - available diameters 100-200 mm
Top plate fitting. Available with front brake and adjustable rear brake.









Stainless steel medium-heavy duty brackets PX

Maximum carrying capacity 500 daN - available diameters 100-200 mm
Top plate fitting. Available with adjustable rear brake.

SERIES **62** 

"TR-ROLL" POLYURETHANE WHEELS WITH POLYAMIDE 6 CENTRE









															
mm	mm	kg	COD.	kg	COD.	kg	COD.	mm	mm.	mm	mm	daN	daN	daN	daN
100	40	0,34	622302	0,34	622402	0,27	624302	15	40	32	9	300	230	230	230
125	40	0,45	622303	0,45	622403	0,37	624303	15	40	32	9	350	280	280	280
160	50	1,06	622304	1,06	622404	0,97	624304	20	55	47	14	450	400	400	360
200	50	1,36	622306	1,36	622406	1,27	624306	20	55	47	14	600	500	500	450

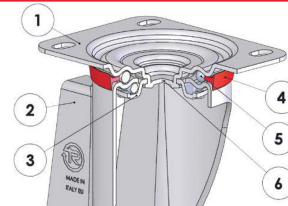


Ergonomic round profile









															
mm	mm	kg	COD.	kg	COD.	kg	COD.	mm	mm.	mm	mm	daN	daN	daN	daN
125ER	40	0,40	622603	0,40	622503	0,32	624603	15	40	32	9	300	250	250	250
160ER	50	1,00	622604	1,00	622504	0,91	624704	20	55	47	14	450	400	400	360
200ER	50	1,27	622606	1,27	622506	1,18	624706	20	55	47	14	600	500	500	450

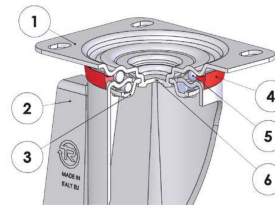
Standard-duty brackets NL - max carrying capacity 300 daN



- 1) Plate: electrolytically galvanised steel plate
 - 2) Fork: electrolytically galvanised steel plate
 - 3) Ball race ring: electrolytically galvanised steel plate
 - 4) Dust seal: orange polyethylene
 - 5) Swivel actions: double ball ring with grease lubrication
 - 6) King pin: integrated with the plate and cold-riveted
- Available with total front foot brake

														
mm	mm	kg	COD.	kg	COD.	kg	COD.	mm	mm	mm	mm	mm	daN	
100	40	0,94	624422	0,69	626222	1,08	627322	128	100x85	80x60	9	35	120	200
125	40	1,10	624423	0,85	626223	1,24	627323	156	100x85	80x60	9	37	120	220
125ER	40	1,05	629303	0,80	629403	1,19	629503	156	100x85	80x60	9	37	120	220
160	50	2,49	624434	2,19	627724	2,78	627334	199	140x110	105x80	11	56	156	300
160ER	50	2,43	624424	2,13	627734	2,72	627324	199	140x110	105x80	11	56	156	300
200	50	2,87	624436	2,63	627726	3,07	627336	240	140x110	105x80	11	56	156	300
200ER	50	2,78	624426	2,54	627736	2,98	627326	240	140x110	105x80	11	56	156	300

Stainless steel standard-duty brackets NLX - max carrying capacity 300 daN

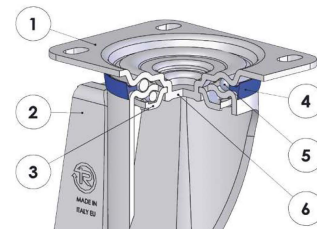


INOX

- 1) Plate: AISI 304 stainless steel
 - 2) Fork: AISI 304 stainless steel
 - 3) Ball race ring: AISI 304 stainless steel
 - 4) Dust seal: orange polyamide
 - 5) Swivel actions: double ball ring with grease lubrication
 - 6) King pin: screw and nut in stainless steel
- Available with adjustable total rear foot brake

Wheel		100mm		125mm		125ER		160mm		160ER		200mm		200ER		Speed	
mm	mm	kg	COD.	kg	COD.	kg	COD.	kg	COD.	mm	mm	mm	mm	mm	mm	daN	4 km/h
100	40	0,94	625122	0,69	625222	1,08	625322	128	100x85	80x60	9	35	120	200			
125	40	1,10	625123	0,85	625223	1,24	625323	156	100x85	80x60	9	37	120	220			
125ER	40	1,05	625103	0,80	625203	1,19	625303	156	100x85	80x60	9	37	120	220			
160	50	2,49	625134	2,19	625234	2,78	625334	198	140x110	105x80	11	56	156	300			
160ER	50	2,43	625124	2,13	625224	2,72	625324	198	140x110	105x80	11	56	156	300			
200	50	2,87	625136	2,63	625236	3,07	625336	240	140x110	105x80	11	56	156	300			
200ER	50	2,78	625126	2,54	625226	2,98	625326	240	140x110	105x80	11	56	156	300			

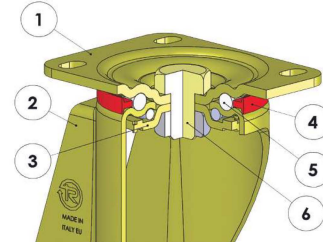
Medium duty brackets M - max carrying capacity 500 daN



- 1) Plate: electrolytically galvanised steel plate
 - 2) Fork: electrolytically galvanised steel plate
 - 3) Ball race ring: electroplated galvanised steel
 - 4) Dust seal: blue polyethylene
 - 5) Swivel actions: double ball ring with grease lubrication
 - 6) King pin: integrated with the plate and cold-riveted
- Available with adjustable total front foot brake

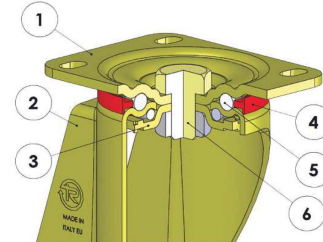
Wheel		160mm		160ER		200mm		200ER		Speed						
mm	mm	kg	CODE	kg	CODE	kg	CODE	kg	CODE	mm	mm	mm	mm	mm	daN	4 km/h
160	50	2,49	624544	2,19	627724	2,78	627444	199	140x110	105x80	11	58	178	400		
160ER	50	2,43	624534	2,13	627734	2,72	627434	199	140x110	105x80	11	50	178	400		
200	50	3,20	624546	2,55	627726	3,58	627446	240	140x110	105x80	11	50	178	500		
200ER	50	3,11	624536	2,40	627736	3,49	627436	240	140x110	105x80	11	50	178	500		

Medium-heavy duty brackets P - max carrying capacity 500 daN



- 1) Plate: galvanised colonial steel plate
 - 2) Fork: galvanised colonial steel plate
 - 3) Ball race ring: galvanised colonial steel plate
 - 4) Dust seal: orange polyamide
 - 5) Swivel actions: double ball ring with grease lubrication
 - 6) King pin: steel bolt in grade 8.8 steel and steel nut
- Available with total front foot brake

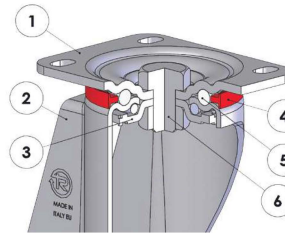
mm	mm	kg	COD.	kg	COD.	kg	COD.	mm	mm	mm	mm	mm	mm	daN	daN
100	40	1,20	627622	0,82	628522	1,35	627222	138	100x85	80x60	9	46	123	230	230
125	40	1,35	627623	0,93	628523	1,50	627223	161	100x85	80x60	9	44	123	280	280
125ER	40	1,30	629313	0,88	629413	1,45	629513	161	100x85	80x60	9	44	123	250	250



- 1) Plate: galvanised colonial steel plate
 - 2) Fork: galvanised colonial steel plate
 - 3) Ball race ring: galvanised colonial steel plate
 - 4) Dust seal: orange polyamide
 - 5) Swivel actions: double ball ring with grease lubrication
 - 6) King pin: steel bolt in grade 8.8 steel and steel nut
- Available with total adjustable rear foot brake

mm	mm	kg	COD.	kg	COD.	kg	COD.	mm	mm	mm	mm	mm	mm	daN	daN
160	50	3,33	627634	2,00	628534	5,03	627234	205	140x110	105x80	11	70	126	400	360
160ER	50	3,27	627624	1,94	628524	4,96	627224	205	140x110	105x80	11	70	126	400	360
200	50	3,82	627636	2,36	628536	4,42	627236	250	140x110	105x80	11	70	126	500	450
200ER	50	3,73	627626	2,27	628526	4,33	627226	250	140x110	105x80	11	70	126	500	450

Stainless steel medium-heavy duty brackets PX - max carrying capacity 500 daN



INOX

- 1) Plate: AISI 304 stainless steel
 - 2) Fork: AISI 304 stainless steel
 - 3) Ball race ring: AISI 304 stainless steel
 - 4) Dust seal: orange polyamide
 - 5) Swivel actions: double ball ring with grease lubrication
 - 6) King pin: screw and nut in stainless steel
- Available with adjustable total rear foot brake

mm		kg		kg		kg		mm		mm		mm		mm		daN	
mm	mm	kg	COD.	kg	COD.	kg	COD.	mm	mm	mm	mm	mm	mm	mm	mm	daN	daN
160	50	3,33	625434	2,00	625534	5,03	625634	205	140x110	105x80	11	70	126			400	360
160ER	50	3,27	625424	1,94	625524	4,96	625624	205	140x110	105x80	11	70	126			400	360
200	50	3,82	625436	2,36	625536	4,42	625636	250	140x110	105x80	11	70	126			500	450
200ER	50	3,73	625426	2,27	625526	4,33	625626	250	140x110	105x80	11	70	126			500	450