

ESD "TR-ROLL" POLYURETHANE WHEELS, ELECTRICAL RESISTANCE <math><10^9 \Omega</math> WITH ALUMINIUM CENTRE

100-200 mm

75 Shore A

225-560 daN
4 km/h

225-560 daN
6 km/h

240-480 daN

-20 / +70 *
°C

R <math><10^9 \Omega</math>



Description

Tyre: very thick ESD TR-Roll polyurethane, light-grey non-marking colour, hardness 75 Shore A, with excellent rolling resistance and elasticity and good resistance to wear and tear.

Centre: made of cast aluminium.

Hub with shielded ball bearings with interference assembly in the seats obtained by centre moulding; also available without bearings.

Uses

Suitable for medium-heavy duty application, in those environments where, for safety reasons or for the correct functioning of the equipment, an electro static discharge is required.

This polyurethane compound combines the carrying capacity and the resistance to wear and tear of the polyurethanes with the ability to overcome obstacles and to damp noise, vibrations and impacts of the elastic rubber.

Combined with appropriate brackets, they guarantee excellent performance for mechanical handling up to 16 km/h.

The excellent rolling resistance guarantees an easy handling of heavy loads even with wheels of small diameter.

Environments of use

Industrial environments, even in presence of humidity and oils. Not suitable in presence of strong acids and solvents.

* Electrical resistance values measured in the temperature range 18-25 ° C (as per ISO 22878: 2004). For environments with operating temperatures below 10 ° C, please contact Tellure Rôta.

WEAK ACIDS		WEAK BASES	
STRONG ACIDS		STRONG BASES	
WATER		HYDROCARBONS	
ALCOHOL		SOLVENTS	

For information on the compatibility of the component wheel materials with specific aggressive chemical substances, see table at page 40.



Floors

Suitable for all types of industrial floors, even outdoors. Facilitates the overcoming of obstacles.

It does not damage the floors.



Force required to push or tow a wheel

 	100 kg	200 kg	300 kg	400 kg	500 kg	550 kg
100 mm	<1	2	----	----	----	----
125 mm	<1	1,7	3,1	----	----	----
160 mm	<1	1,6	2,8	4,4	----	----
200 mm	<1	1,2	2,3	3,7	5,2	6,1

For each load and diameter, the table indicates the force (in daN) needed to push or tow a single wheel at the constant speed of 4 km/h on smooth flooring. For manual handling of a 4-wheeled trolley we recommend diameters that have values < 5 daN, for frequent handling we recommend diameters with values < 3 daN.

Fittings with brackets



Standard-duty brackets NL

Maximum carrying capacity 300 daN - available diameters 100-200 mm
Top plate fitting. Available with front brake and centralised brake.



Medium-duty brackets M

Maximum carrying capacity 500 daN - available diameters 160-200 mm
Top plate fitting. Available with adjustable front brake.



Medium-heavy duty brackets P

Maximum carrying capacity 560 daN - available diameters 100-250 mm
Top plate fitting. Available with front brake and adjustable rear brake.



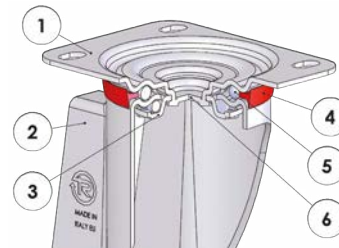
Heavy-duty PT brackets with hardened ball race grooves

Maximum carrying capacity 560 daN - available diameters 160-200 mm
Top plate fitting. Available with adjustable rear brake.



mm	mm	kg	COD.	kg	COD.	mm	mm.	mm	mm	daN	daN	daN	daN
100	40	0,45	622102ESD	0,37	624102ESD	15	40	32	9	320	240	240	240
125	40	0,79	622113ESD	0,54	624113ESD	20	40	47	14	400	280	280	280
160	50	1,20	622104ESD	0,95	624104ESD	20	58	47	14	640	440	440	440
200	50	1,74	622106ESD	1,52	624106ESD	20	58	47	14	800	480	560	560

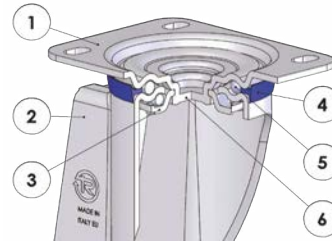
Standard-duty brackets NL - max carrying capacity 300 daN



- 1) Plate: electrolytically galvanised steel plate
 - 2) Fork: electrolytically galvanised steel plate
 - 3) Ball race ring: electrolytically galvanised steel plate
 - 4) Dust seal: orange polyethylene
 - 5) Swivel actions: double ball ring with grease lubrication
 - 6) King pin: integrated with the plate and cold-riveted
- Available with total front foot brake

mm	mm	kg	COD.	kg	COD.	kg	COD.	mm	mm	mm	mm	mm	mm	daN
100	40	0,86	624402ESD	0,83	626202ESD	1,05	627302ESD	128	100x85	80x60	9	35	120	200
125	40	1,35	624413ESD	1,17	626213ESD	1,51	627313ESD	156	100x85	80x60	9	37	120	220
160	50	2,88	624410ESD	2,24	627704ESD	3,42	627304ESD	199	140x110	105x80	11	56	156	300
200	50	3,18	624406ESD	3,04	627706ESD	3,70	627306ESD	240	140x110	105x80	11	56	156	300

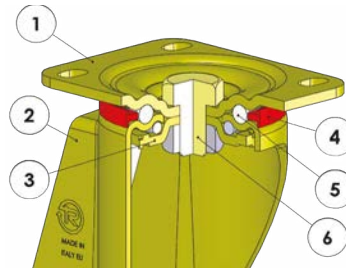
Medium-duty brackets M - max carrying capacity 500 daN



- 1) Plate: electrolytically galvanised steel plate
 - 2) Fork: electrolytically galvanised steel plate
 - 3) Ball race ring: electroplated galvanised steel
 - 4) Dust seal: blue polyethylene
 - 5) Swivel actions: double ball ring with grease lubrication
 - 6) King pin: integrated with the plate and cold-riveted
- Available with adjustable total front foot brake

mm	mm	kg	COD.	kg	COD.	kg	COD.	mm	mm	mm	mm	mm	mm	daN
160	50	2,95	624504ESD	2,24	627704ESD	3,42	627404ESD	199	140x110	105x80	11	58	178	440
200	50	3,69	624506ESD	3,04	627706ESD	4,07	627406ESD	240	140x110	105x80	11	50	178	500

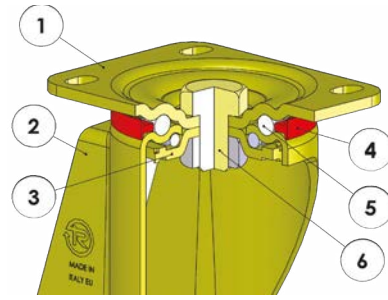
Medium-heavy duty brackets P - max carrying capacity 560 daN



- 1) Plate: yellow galvanised steel plate
 - 2) Fork: yellow galvanised steel plate
 - 3) Ball race ring: galvanised steel plate
 - 4) Dust seal: orange polyamide
 - 5) Swivel actions: double ball ring with grease lubrication
 - 6) King pin: steel bolt in grade 8.8 steel and steel nut
- Available with total front foot brake

mm	mm	kg	COD.	kg	COD.	kg	COD.	mm	mm	mm	mm	mm	mm	daN	daN
100	40	1,35	627602ESD	0,85	628512ESD	1,52	627202ESD	138	100x85	80x60	9	46	123	240	240
125	40	1,70	627613ESD	1,26	628513ESD	1,87	627213ESD	161	100x85	80x60	9	44	123	280	280

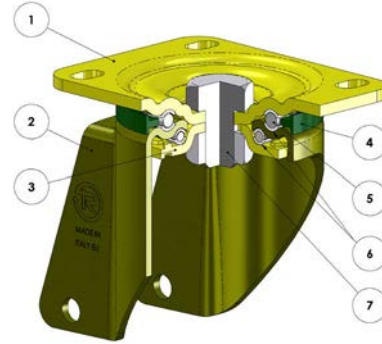
Medium-heavy duty brackets P - max carrying capacity 560 daN



- 1) Plate: yellow galvanised steel plate
 - 2) Fork: yellow galvanised steel plate
 - 3) Ball race ring: galvanised steel plate
 - 4) Dust seal: orange polyamide
 - 5) Swivel actions: double ball ring with grease lubrication
 - 6) King pin: steel bolt in grade 8.8 steel and steel nut
- Available with adjustable total rear foot brake

160		200		205		250		140x110		105x80		11		70		126		4 km/h		6 km/h	
mm	mm	kg	COD.	kg	COD.	kg	COD.	mm	mm	mm	mm	mm	mm	mm	mm	daN	daN	daN	daN	daN	daN
160	50	3,60	627610ESD	2,11	628514ESD	4,17	627204ESD	205	140x110	105x80	11	70	126	440	440	440	440	440	440	440	440
200	50	4,31	627516ESD	2,85	628516ESD	4,91	627206ESD	250	140x110	105x80	11	70	126	560	560	560	560	560	560	560	560

Heavy-duty PT brackets with hardened ball race grooves - max carrying capacity 560 daN



- 1) Plate: yellow galvanised steel plate
 - 2) Fork: yellow galvanised steel plate
 - 3) Ball race ring: galvanised steel plate
 - 4) Dust Seal: dark green polyamide 6
 - 5) Swivel actions: double ball ring with grease lubrication
 - 6) Ball race: hardened carbon steel grooves
 - 7) King pin: steel screw, class 8.8 and stainless steel nut
- Available with rear adjustable brake

mm		kg		COD.		kg		COD.		mm		mm		mm		mm		daN	
160	50	3,52	625010ESD	2,11	628514ESD	4,12	629904ESD	205	140x110	105x80	11	70	126	440	440	4 km/h	6 km/h		
200	50	4,10	625016ESD	2,85	628516ESD	4,66	629906ESD	250	140x110	105x80	11	70	126	560	560				