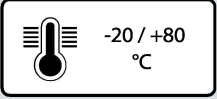
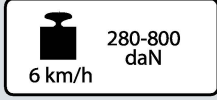


WHEELS WITH THICK "TR" POLYURETHANE AND ALUMINIUM CENTRE



Technical features

Tyre: very thick "TR" polyurethane, hardness 92 Shore A; excellent rolling resistance and elasticity, highly resistant to wear and tear.

Centre: made of cast aluminium.

Hub with shielded ball bearings with interference assembly in the seats obtained by centre moulding; also available without bearings.

Uses

Designed to improve trolleys' handling under heavy loads on uneven surfaces. The thick tread guarantees: excellent ability to overcome obstacles, reduced fatigue when pushing the trolley, excellent performance in presence of mechanical handling or mixed manual-mechanical handling, excellent performance over time, even at high speeds (up to 12 km/h).

Examples of recommended applications: trolleys for indoor handling in the logistics and automotive industry, electrical pallet trucks.

Environments of use


Designed for industrial environments, even in presence of alcohols, glycols, hydrocarbons. Not recommended in areas with organic acids and mineral acids, base solutions and saturated vapour.

WEAK ACIDS		WEAK BASES	
STRONG ACIDS		STRONG BASES	
WATER		HYDROCARBONS	
ALCOHOL		SOLVENTS	



For information on the compatibility of the component wheel materials with specific aggressive chemical substances, see table at page 40.

Floors

Suitable for all types of industrial floors, except unpaved; it easily overcomes obstacles.



Force required to push or tow a wheel

 	100 kg	300 kg	400 kg	500 kg	650 kg	800 kg
100 mm	2.5	5.5	----	----	----	----
125 mm	2.4	5.3	----	----	----	----
160 mm	1.8	4.7	5.8	7	11	----
180 mm	1.5	4.4	5.6	6.5	10	----
200 mm	1.2	4	5.4	6.2	9	12

For each load and diameter, the table indicates the force (in daN) needed to push or tow a single wheel at the constant speed of 4 km/h on smooth flooring. For manual handling of a 4-wheeled trolley we recommend diameters that have values < 5 daN, for frequent handling we recommend diameters with values < 3 daN.

Available with brackets



Medium-heavy duty brackets P

Maximum carrying capacity 750 daN - available diameters 100-250 mm
Top plate fitting. Available with front brake and adjustable rear brake.



Heavy-duty PT brackets with hardened ball race grooves

Maximum carrying capacity 800 daN - available diameters 125-200 mm
Top plate fitting. Available with adjustable rear brake.



Electrowelded brackets EE MHD

Maximum carrying capacity 800 daN - available diameters 100-200 mm
Top plate fitting. Available with adjustable rear brake.



Electrowelded twin brackets EEG MHD

Maximum carrying capacity 1500 daN – available diameters 160-200 mm
Top plate fitting. Available with adjustable rear foot brake, operating on wheel rotation only



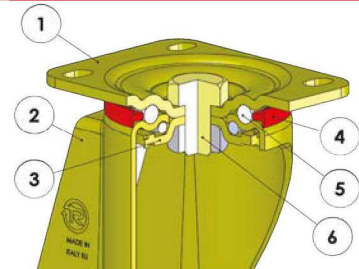
Electrowelded sprung-loaded brackets EES MHD

Maximum carrying capacity 1000 daN - available diameters 160-250 mm
Top plate fitting. Available with adjustable front brake.



mm		kg		kg		mm				Static	4 km/h	6 km/h
mm	mm	kg	CODE	kg	CODE	mm	mm	mm	mm	daN	daN	daN
100	40	0,45	652302	0,37	654302	15	40	32	9	500	270	350
125	40	0,76	652303	0,53	654303	20	50	47	14	650	280	450
160	50	1,18	652304	0,95	654304	20	58	47	14,5	900	320	700
180	50	1,37	652305	1,15	654305	20	58	47	14	950	335	750
200	50	1,70	652306	1,47	654306	20	58	47	14	1000	350	800
250	50	2,40	652308	2,10	654308	20	55	52	15	1200	380	1000

Medium-heavy duty brackets P - max carrying capacity 750 daN



- 1) Plate: yellow galvanised steel plate
 - 2) Fork: yellow galvanised steel plate
 - 3) Ball race ring: yellow galvanised steel plate
 - 4) Dust seal: orange polyamide
 - 5) Swivel actions: double ball ring with grease lubrication
 - 6) King pin: steel bolt in grade 8.8 steel and steel nut
- Available with total front foot brake

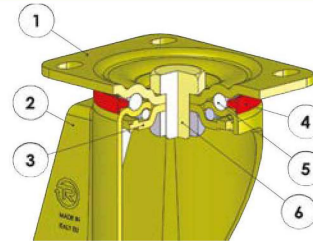
mm		kg		kg		kg		mm				daN			
mm	mm	kg	CODE	kg	CODE	kg	CODE	mm	mm	mm	mm	mm	mm	daN	daN
100	40	1.33	655302	0.83	655412	1.50	655502	138	100x85	80x60	9	46	123	350	280

Options available to order:



Footguard
for brackets M-
P-PT

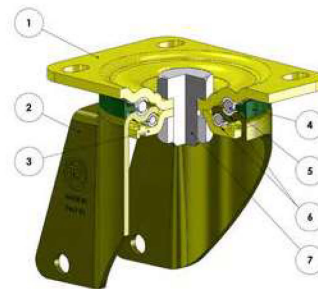
Medium-heavy duty brackets P - max carrying capacity 750 daN



- 1) Plate: yellow galvanised steel plate
 - 2) Fork: yellow galvanised steel plate
 - 3) Ball race ring: yellow galvanised steel plate
 - 4) Dust seal: orange polyamide
 - 5) Swivel actions: double ball ring with grease lubrication
 - 6) King pin: steel bolt in grade 8.8 steel and steel nut
- Available with adjustable total rear foot brake

mm		kg	CODE	kg	CODE	kg	CODE	mm		mm	mm	mm	mm	mm	4 km/h	6 km/h
mm	mm	kg	CODE	kg	CODE	kg	CODE	mm	mm	mm	mm	mm	mm	daN	daN	
125	40	2.30	655303	1.63	655403	2.83	655503	170	140x110	105x80	11	70	126	450	360	
160	50	3.53	655310	2.04	655414	4.10	655504	205	140x110	105x80	11	70	126	700	560	
180	50	3.78	655305	2.36	655415	4.35	655505	228	140x110	105x80	11	70	126	750	600	
200	50	4.22	655316	2.76	655416	4.82	655506	250	140x110	105x80	11	70	126	750	600	
250	50	4.84	655318	3.74	655418	5.54	655508	298	140x110	105x80	11	66	126	750	600	

Heavy-duty PT brackets with hardened ball race grooves - max carrying capacity 800 daN



- 1) Plate: yellow galvanised steel plate
 - 2) Fork: yellow galvanised steel plate
 - 3) Ball race ring: yellow galvanised steel plate
 - 4) Dust Seal: dark green polyamide 6
 - 5) Swivel actions: double ball ring with grease lubrication
 - 6) Ball race: hardened carbon steel grooves
 - 7) King pin: steel screw, class 8.8 and stainless steel nut
- Available with rear adjustable brake

mm		kg	COD.	kg	COD.	kg	COD.	mm		mm	mm	mm	mm	mm	4 km/h	6 km/h
mm	mm	kg	COD.	kg	COD.	kg	COD.	mm	mm	mm	mm	mm	mm	daN	daN	
125	40	2,30	655333	1,63	655403	2,83	655533	170	140x110	105x80	11	70	126	450	360	
160	50	3,34	655344	2,04	655414	3,97	655544	205	140x110	105x80	11	70	126	700	560	
180	50	3,71	655335	2,36	655415	4,35	655535	228	140x110	105x80	11	70	126	750	600	
200	50	4,36	655336	2,76	655416	4,89	655536	250	140x110	105x80	11	70	126	800	640	

Options available to order:

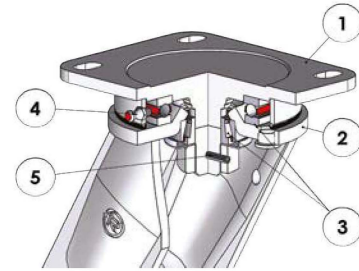


Directional lock for P brackets d. 150-200 mm



Footguard for brackets M-P-PT

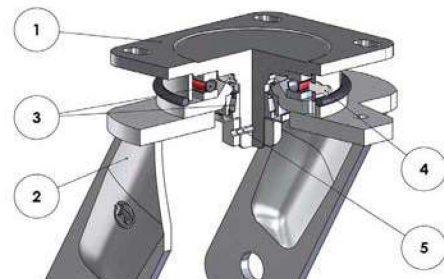
Electrowelded brackets EE MHD - max carrying capacity 800 daN



- 1) Plate: forged steel with integrated pin
 - 2) Fork: deep-drawn legs electro-welded to the flange
 - 3) Swivel actions: axial ball bearing and tapered roller bearing
 - 4) Grease nipple
 - 5) Anti-loosening system nut
- Available with adjustable total rear foot brake

mm		kg	CODE	kg	CODE	kg	CODE	mm						4 km/h	6 km/h
mm	mm	kg	CODE	kg	CODE	kg	CODE	mm	mm	mm	mm	mm	mm	daN	daN
100	40	3.36	655602	2.38	655702	4.24	655802	170	135x110	105x80	11	51	157	350	280
125	40	3.68	655603	2.70	655703	4.56	655803	182	135x110	105x80	11	51	157	450	360
160	50	4.18	655614	3.19	655714	5.06	655814	215	135x110	105x80	11	60	157	700	560
180	50	4.56	655605	3.58	655705	5.45	655805	242	135x110	105x80	11	70	157	750	600
200	50	4.88	655606	3.90	655706	6.22	655806	252	135x110	105x80	11	70	157	800	640

Electrowelded twin brackets EE MHD - max carrying capacity 1500 daN



- 1) Plate: forged steel with integrated pin
 - 2) Fork: deep-drawn tips electro-welded to the flange
 - 3) Swivel actions: axial ball bearing and tapered roller bearing
 - 4) Grease nipple
 - 5) Anti-loosening system nut
- Available with adjustable rear foot brake, operating on wheel rotation only

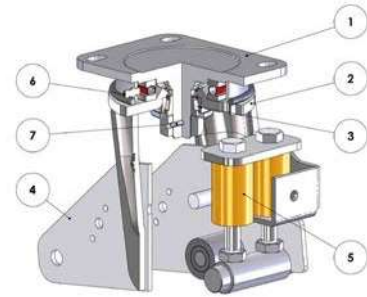
mm		kg	COD.	kg	COD.	kg	COD.	mm						4 km/h	6 km/h	
mm	mm	kg	COD.	kg	COD.	kg	COD.	mm	mm	mm	mm	mm	mm	daN	daN	
160	50+50	7,15	658074	6,28	658174	8,14	658274	221	135x110	135x175	105x80	11	55	182	1400	1100
200	50+50	8,37	658076	7,52	658176	9,37	658276	258	135x110	135x175	105x80	11	65	182	1500	1280

Options available to order:



Directional lock
for brackets EE MHD
- EE HD - EEG MHD - EES MHD:
see page 420


Electrowelded sprung-loaded brackets EES MHD - max carrying capacity 1000 daN - damping up to 400 daN




- 1) Top plate: electrolytically galvanised forged steel with integrated pin.
 - 2) Main fork: deep-drawn legs electrowelded to the flange and electrolytically galvanised U-shaped component electrowelded to the legs.
 - 3) Swivel actions: axial ball bearing and tapered roller bearing
 - 4) spring-hinged plates: plates electrowelded to the axle
 - 5) Polyurethane springs
 - 6) Grease nipple
 - 7) Anti-loosening locknut system
- Available with adjustable front lock

mm	mm	kg	COD.	kg	COD.	kg	COD.	mm	mm	mm	mm	mm	mm	mm	daN	daN	daN	daN
160	50	7,07	655004	5,82	657104	8,13	654904	248	135x110	105x80	11	100	240	25	50	400	700	560
200	50	7,67	655006	6,42	657106	8,78	654906	268	135x110	105x80	11	100	265	25	50	400	800	640
250	50	8,75	655008	7,54	657108	9,99	654908	316	135x110	105x80	11	110	315	25	50	400	1000	800

 **Spring travel** (mm): maximum difference in the total height of the group wheel + support depending on the spring tension

 **Initial tension** (daN): in case of lighter loads than indicated, the bracket works with no damping

 **Spring tension** (daN): in case of heavier loads than indicated, the bracket works with no damping

Options available to order:



Directional lock for brackets EE MHD - EE HD - EEG MHD - EES MHD: see page 420